


# ULTIMA

**Full range - includes indent products**

Greenlam —  
Edition  
2023 — 2025



**Greenlam**  
LAMINATES



**Greenlam**  
LAMINATES

**UPSTRS\_ × Sciencewerk.**

- N** NEW
- D** 940 x 2160mm
- M** 1220 x 3050mm
- L** 1300 x 3050mm
- E** 1525 x 3660mm
- C** Crown
- P** Partial Crown
- S** Straight
- H** Horizontal

The richness I experience comes from Nature, my source of inspiration, solace and adventure. Its way of revealing wonders and surprises astounds: In colours, I see beautiful smiles. In flowers, I enjoy heartening transformation. In stillness, I feel inner peace. Truly, Nature is Heaven under my feet and all around me.

[www.greenlam.sg](http://www.greenlam.sg)

**Anti Virus**  
**Anti Bacterial**



# Our Story



**Greenlam**  
LAMINATES

# Driven for Excellence

Among the world's top three producer of laminates, Greenlam Laminates brings a legacy of exceptional artistry, unsurpassed quality and unyielding passion for excellence to the table. With a production capacity of 24.5 million sheets every year, we have always ensured that superior quality products are available to you. Innovative technology and creative solution have been our guiding principles from day one.

Professionals such as architects, interior designers and end consumers can rely on us to immerse their decor ideas with elegance and character.

We have our team of over 4,500 employees and a network of over 20,000 dealers and distributors to thank for maintaining our level of excellence and commitment. Our esteemed list of clients inspire us to innovate and ideate towards delivering the best.

# Sustainability Story

## Responsible beauty


We believe creating beautiful spaces does not have to be



hurting people or planet. At Greenlam, we're committed to fight climate change. For us, this means taking accountability by putting environmentally conscious production, practices and packaging at the centre of our business model.

## Zero liquid discharge

We carry out continuous research, improvements and modifications in our processes to ensure that no toxins or pollutants in the form of liquids or emissions are discharged from our plants.



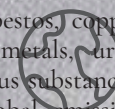
## Responsible forestry

Our products are made from recycled or FSC\* and PEFC\*\* certified paper that come from sustainably managed forests, which contribute to combating climate change because of their capacity to remove carbon from the atmosphere and store it.



## People- and environment- friendly products

Our laminate production is free of noxious asbestos, copper chromates, arsenate compounds, lead, heavy metals, urea, formaldehyde compounds and restricted hazardous substances. Our products are also compliant with the global emission standards of VOCs^, formalin and other allied chemical constituents as part of our effort to maintain peak indoor air quality.



## Effective waste management



The real-time monitoring of our resources significantly reduces processing costs, waste production and disposal expenditure. Together with our waste- paper recycling endeavours, we save 8,000 fully-grown trees every year.

## Responsible logistics



We use only fuel-efficient and low-gas emitting vehicles to reduce carbon dioxide emissions.

## Optimal indoor air quality



Stringent air monitoring and periodic tests ensure that our internal work environment is at its best.

## Renewable energy utilisation



We procure various renewable energy resources, including biofuel and solar power, to be used in our laminate production.

## Synthetic and petrochemical ingredient reduction



Where possible, synthetic and petrochemical ingredients are substituted with naturally occurring components derived from nature to further lower carbon and VOCs<sup>^</sup> emissions and enhance our laminate handling quality.


## Energy and water conservation



We embrace methods that promote environmental protection and renewal, such as our pressurised hot water system designed to scale back groundwater withdrawal, improving energy efficiency.

\*FSC: Forest Stewardship Council \*\*PEFC: Programme for the Endorsement of Forest Certification <sup>^</sup>VOCs: Volatile Organic Compounds

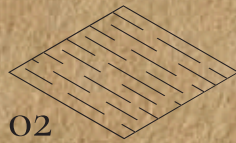
# Kraft Cores



01

## Kra Papers


All Greenlam laminates start with layers of A++ Grade kra papers for durability.



02

## Barrier Paper

Next, a sheet of barrier paper goes over the kra layer. This precautionary step eliminates shadows cast by the kra layer on lighter-coloured patterns, enhancing the brightness and sharpness of the design.



03

## Decor Paper

The decor sheet follows the barrier layer. It features the prints and patterns on our laminates. Greenlam's diverse designs come from some of the world's best printers located in Europe. Our dedicated design team thoughtfully curates a collection of décor papers, spanning enduring classics, present trends and inspirations for tomorrow.



## 04 Overlay Tissue

Finally, each Greenlam laminate is topped with a layer of superior overlay tissue, which not only offers an exceptionally even surface colouration but also protects against abrasion levels higher than industry standards.

## Environmental credentials

We are proud to exceed the industry benchmark in the area of green certifications. In particular, rigorous tests have shown that Greenlam laminates emit minimal levels of VOCs\*\*, which have the potential to adversely impact the health of people that are exposed, and are certified to be suitable for use in environments where children may spend significant periods of time, such as hospitals and clinics.



\*Forest Stewardship Council and Programme for the Endorsement of Forest Certification <sup>^</sup>National Sanitation Foundation \*\*Volatile Organic Compounds



# Certifications

## No compromises on quality

We care deeply about the details – of the products we create, and how we make them. In our manufacturing process, we apply the highest standards to ensure that the most exacting quality is attained, beginning with sourcing from suppliers who provide us with paper which is either recycled or made from responsibly sourced\* timber, to collaborating with printers behind exquisite laminate designs.

The final result is a product that is consistent in quality, incredibly durable and warp-resistant.

## Anti-virus and Anti-bacterial Protection



Greenlam laminates are treated with high-e cacy, anti-microbial agents, retarding and eliminating up to 99.9% of commonly found bacteria and viruses, including SARS-CoV-2, which causes COVID-19.

## Fire Retardant



Greenlam laminates have been tested to achieve optimal fire propagation reduction and surface spread-of-flame performance. Proof of certification is available upon request.

## NSF Certification



Greenlam laminates are certified according to the NSF's food safety and environmental health standards, and are harmless upon direct contact with food.

A lifetime warranty  
against manufacturing  
defects comes with  
all Greenlam  
laminates.





# Greenlam Su ests...



Classic  
Marbella  
HGP 5560

N



Rich Walnut  
CWD 766



Gold Foil  
GEM 9002



Manitoba  
PAT 5596

N



Dark Green  
GSC 245

N




Visconti  
PJP 5583

N











SHELTER


# Shelter Chic

Shelter Chic





# Greenlam Su ests...



Green  
Pepper  
SAT 244

N



Arcana  
Brown  
GWE 5096

N



Scala Grey  
GPB 0000

N



Earthy Elite  
GFT 504



Urban Oak  
WAR 5395

N



Brick  
GSC 205

N









# Cool Minimalism

## Cool Minimalism

A blend of discipline and design brings to mind living in a well-edited space with touches of neutral materials, textures and motifs at perfect play with space and proportions, centering around the theme of simplicity.



1. Scan the QR code to load
2. Hover over the moodboard image on the next page to view AR






# Greenlam Su ests...



Siber Elm  
CDZ 5454



Arcana Pear  
GWE 5095



Cloud  
GSC 272



Livid  
Ecstasy  
GFT 505



Modern Oak  
GWE 5392



Charcoal  
SAT 277









VIBRANT



# Vibrant '80s

## Vibrant '80s

Colour, materials and shapes come is reminiscent of enduring experimental charm, where unexpected textures and shades convey extraordinary experiences, all perfectly balanced.



1. Scan the QR code to load
2. Hover over the moodboard image on the next page to view AR



# Greenlam Su ests...



Yellow  
GSC 229




Orange  
GSC 213



Mermaid  
GSC 467



Maroon  
SFN 201



Canyon  
Walnut  
WVB 5334



Copper Foil  
GEM 9006











MEMORY


# Light memory

## Light Memory

Drawing on nostalgia as a source of unbridled creativity in subtlety, delicate wood shades add tactile and visual appeal. Heavy motifs are sometimes present but always, the glow cast is invariably ethereal, recreating emotional connections.




1. Scan the QR code to load
2. Hover over the moodboard image on the next page to view AR




# Greenlam Su ests...



Mod Twine  
GFT 503



Pearl Grey  
SJP 275



Louisiana  
Oak  
CTL 5082



Torino Pearl  
PAT 5581



Powder Pink  
GSC 174



Oslo  
GWK 5391













GREY  
MOODS

# Grey moods

Grey Moods





# Greenlam Su ests...



Limewashed  
Ash  
CDZ 5426



Torino Grey  
PAT 5582



London Grey  
SAT 465



Dark Grey  
SFN 261



Grey Mesh  
WVB 5567




Black Forest  
TRC 5380










# Textures

TEXTURES

Bring spaces to life by engaging the sense, not just visually but through an exciting tactile experience. Interact with the surroundings and run your the ability to enhance any space with a wide range of textures that will excite and inspire.

TEXTURES




Anti-Fingerprint  
AFX

M L



Aria  
WAR




Ash  
GSH



Burnished Wood  
WBR



Cadiz  
CDZ



Chalk Grade  
CG

D L E




Coastline  
CTL



Fawn  
SFN

N



Gloss  
GPG, SGB

D L E



High Definition Gloss  
HGA, HGP

D L E



Jupiter  
PJP, SJP

N



Pacific Trail  
SPP



Parallel Streaks  
WPA




Raw Silk  
GWR




Quartercut Oak  
CWK





Santhia  
WSN




Satin  
PAT, SAT, WAT




Sierra  
SIR



Stone  
GFO



Suede  
GPA, GPB, GSA □ GSC, GWA □ GWEST



Techno Steel




Tex Mex  
GFT



Trace  
TRC



Veracious Bark  
GCN, PVB, WVB



Marker Grade  
MG



Synchronised Embossing  
SY1, SY2



Zero-Reflection  
GEM

All laminates come in the standard 2000 mm x 2000 mm size. For custom request with textures, please refer to the texture plate sizes indicated here and to check with your representative for the décor paper size availability and lead time.



# Colours


COLOURS

01

Choose from the entire spectrum of colours that range from pretty pastels to electric hues. Our collection also




# AFX

Say goodbye to  ngerprint smudges. The Greenlam AFX collection of laminates is scratch-resistant and can be easily wiped down to remove impurities and grease marks.

COLOURS

a




White X  
AFX 9851

M L




b




Eden Grey  
AFX 9852

M L



Anthracite  
AFX 9853

M L



Dove  
AFX 9854

N M L



□

□

□

□□

COLOURS

a

b

c

d



Basalt Grey  
AFX 9855



Coffee Bean  
AFX 9856



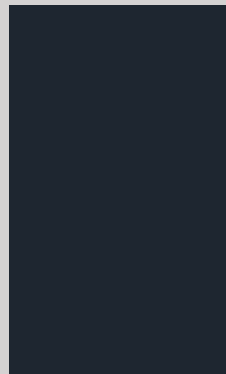
Country Blue  
AFX 9857



Victorian Violet  
AFX 9858



Sea Weed  
Green  
AFX 9859



Twilight  
Blue  
AFX 9860



Black X  
AFX 9861



Titan  
AFX 9862



---

Sizes      0000 x 0000 mm  
             0000 x 0000 mm  
             0000 x 0000 mm

---

Thickness  0.0 mm and above

---

Also available in compact  
thickness.



Anti-fingerprint



Matt surface  
with low light



Soft Touch



Highly resistant  
to chemicals



Scratch  
Resistant



Hygienic



Food-contact  
Suitable



Easy to clean



Mould  
Resistant



Hydro-repellant

---

Sizes      □□□□ x □□□□ mm

---

Thickness   □.□ mm

---

Available in Green, Grey and Black for chalk grade, and White for marker grade.



Economic  
alternative writing  
board for schools



Ensures  
long-lasting  
readability



No ghost effect  
of marker ink  
after usage



# Write & Erase

Transform a plain wall into an interactive surface with our Write & Erase collection. These playful yet functional laminates allow you to write and draw on the walls with either chalk or dry erase markers.

COLOURS

a



White  
MG 101




b



Dark Grey  
CG 261



Army Green  
CG 354



Black  
CG 401



# Unicore

This exclusive range of laminates are infused with colour; not just on the surface but right down to its core. Unicore laminates are thicker, more durable and absolutely void of dark edges.

a



Absolute  
White  
PCB 108




b



Absolute  
White  
PCS 108



c



Black  
PCB 401



d



Black  
PCS 401



---

Sizes      1000 x 1000 mm

---

Thickness  1.0 mm

---

Available in Suede or Gloss.



100% solid colour  
even in the core of  
the laminate not just  
the surface



Offers abrasion of  
over 3000 cycles



Discard brown  
edges like in  
regular laminates

---

Sizes      □□□□ x □□□□ mm

---

Thickness   □ mm

---

High De□ nition Gloss



Superior Gloss  
Level for that Best-  
in-class sheen



Resistant to regular  
and micro scratches  
for long-lasting  
pristine appearance




Ideal for Vertical  
and Horizontal  
Application

# High Definition Gloss

Developed with unrivalled technology, our High Definition Gloss laminates are resistant to staining, abrasion, and colour-fading, for long-lasting performance. These laminates can be put to horizontal as well as vertical use.

COLOURS


a



Absolute White  
HGA 108




b



Wool  
HGA 107



c




Black  
HGA 401




□



Cyclone  
HGA 132



Pine Nut  
HGA 274




Charcoal  
HGA 277




□

# Gloss


Our general purpose Gloss laminates are offered to enhance the look of the furniture when used on vertical surfaces.



Absolute White  
SGB 108



Wool  
SGB 107



Black  
SGB 401



□

□□

# Satin

Smooth to the touch and extremely tactile, the satin finishes invite you to brush your fingers tips on the surface.

	a		b		c			
□								
	Green Pepper SAT 244 		Bark SAT 182 		Terracota SAT 138			
□								
	Emerald SAT 364		Maroon SAT 201		Blue Galaxy SAT 297			
	a	b	c	d	e	f	g	h
□								
	White SAT 101	Absolute White SAT 108	Light Grey SAT 271	Silver Grey SAT 270	Grey Sand SAT 265	Ash Grey SAT 266	Smog SAT 269	Pine Nut SAT 274
								
□								
	Light Pink SAT 172	Cyclone SAT 132	Cloud SAT 272 	London Grey SAT 465 	Fog SAT 296 	Dark Green SAT 245 	Chocolate SAT 181	Charcoal SAT 277
□□								

# Suede

Our standard texture with a moderate sheen. With its versatility, it is the most widely used - easy to complement and integrate with any design and space.

COLOURS

a	b	c	d		
				□	
Fog GSC 296 N	Mermaid GSC 467 N	Leaf Green GSC 248 N	Pista GSC 246		
				□	
Ozone GSC 284 M L E	Light Blue GSC 282	Sea Green GSC 243 N	Dutch Green GSC 247 M L E		
a	b	c	d	e	
					□
Sky Grey GSC 273	Storm GSC 294	Lagoon GSC 286	Ivory GSA 121 E	Cream Yellow GSC 230 E	
					□
Rose Pink GSC 169	Powder Pink GSC 174 N	Almond Pink GSC 171	Pink GSC 168	Light Pink GSC 172	

□□

COLOURS

	a	b	c	d	e	f	g
							
	Yellow GSC 229 N M L	Divine Yellow GSC 207 M L E	Light Orange GSC 217 M L E	Orange GSC 213	Red Dynasty GSB 204 D M L E	Red GSA 203	Dark Cherry GSC 466 N
							
							
	Aqua Green GSC 260	Pacific GSC 463	Niagara GSC 362	Sky Blue GSB 283	Celestial Blue GSC 292	Electric Blue GSC 291 D M L E	Robin Blue GSC 300
							
							
	Lime GSB 259 L E	Grass Green GSC 250	Dark Green GSC 245 N	Green Pepper GSC 244 N	Blue Galaxy GSC 297 M L E	Charcoal GSC 277 M L	Black GSA 401 M L E
							
							
	Light Grey GSA 271 M L E	Grey GSA 262 M L	Dust GSB 268 M L E	London Grey GSC 465 N	Ash Grey GSC 266 M L	Dark Grey GSC 261 D M L E	
							



a	b	c	d	e	f	g	COLOURS
							□
White GSA 101 D M L	Designer White GSB 111 M L E	Absolute White GSC 108 M	Wool GSB 107 D M L	Frosty White GSB 113 M L E	Mysore Ivory GSC 124 D M L E	Almond GSB 152 D	
							□
Sand GSB 125	Moonstone GSC 133 D M L E	Tidal Sand GSC 148	Bay GSC 163 M L E	Pebble GSC 276	Grey Sand GSC 265	Cyclone GSC 132 D M L	
							□
Oatmeal GSC 146	Mud Ash GSC 134 E	Beige GSB 141 D M L E	Doeskin GSC 145	Brick GSC 205 N	Chocolate GSB 181 M L	Bark GSC 182 N	
							□
Pearl Grey GSA 275 M L E	Silver Grey GSB 270 D M L	Bluish Grey GSB 267	Cloud GSC 272 N	Smog GSC 269	Pine Nut GSC 274 M L		



# Patterns

PATTERNS


02

With a wide range of patterns and textures, our laminates have been designed for every occurring stones like marble and granite to man-made materials like textiles and concrete. All the patterns on Greenlam laminates are the result of the layer of decor paper that is infused on the laminate. With our advanced printing technology, the materials we replicate, resulting in ultra-realistic surfaces that are almost indistinguishable from the original.



Can't find  
what you  
want?

Flex your creativity and customise your own designs. With Greenlam Custom Laminates, you can add your own print or pattern to our world-class laminates. Whether it's a large-scale photograph, a personalised illustration or a unique design, our superior digital technology allows you to convert your creativity into your very own unique laminates.



# Fabric

Introduce a gentler palette into your space with our collection of textile laminates.

PATTERNS

a



Mod Twine  
GFT 503




b



Earthy Elite  
GFT 504



c



Livid Ecstasy  
GFT 505



Clear Mesh  
WVB 5566

M



Earthen Mesh  
WVB 5569

M



Grey Mesh  
WVB 5567

M



Woven Ash Grey  
PVB 5601



Armour Taupe  
GPA 938



Smoky Mesh  
WVB 5568

M



□

□

□

□□

# Stone

Stones are everywhere. Be it natural terrazzo, sandstone or concrete, these are the flavour of interior industry now.

a


b

c

d



Sandstone Beige  
GFO 5579




Sandstone Grey  
GFO 5580



Scala Grey  
CPB 5595



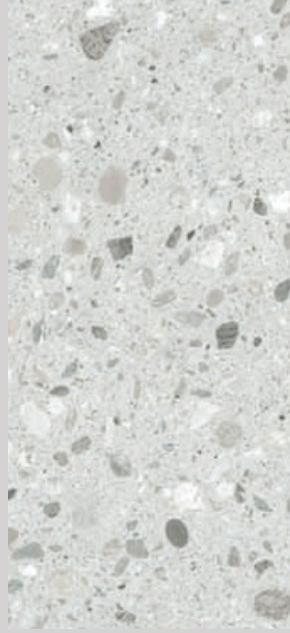
Scala Grey  
PJP 5595




Torino Pearl  
PAT 5581



Torino Pearl  
PJP 5581



Torino Grey  
PAT 5582



Torino Grey  
PJP 5582





a



Sanganer Pearl  
PAT 5597

N



b



Sanganer Pearl  
HGP 5597

N



c



Sanganer Pearl  
PJP 5597

N



PATTERNS



Sanganer Terraco a  
PAT 5598

N



Sanganer Terraco a  
HGP 5598

N




Sanganer Terraco a  
PJP 5598

N



Ecuador White  
SIR 5618



PATTERNS

a



Urban Concrete  
GCN 5616



b



City Chic  
GCN 5610



□



Euclid Grey  
SIR 5605



□



Steel Oxid  
GFO 5856



□



Copper Taint  
GFO 5854



□□



# Marble

Whether you're looking for luxurious marble or urban rock, you can easily harness the raw power of stone finishes with our ultra realistic laminates.

PATTERNS

a



Classic Marbella  
PAT 5560

N

b



c



Classic Marbella  
HGP 5560

N

d



Victoria White  
PAT 5585



Victoria White  
HGP 5585

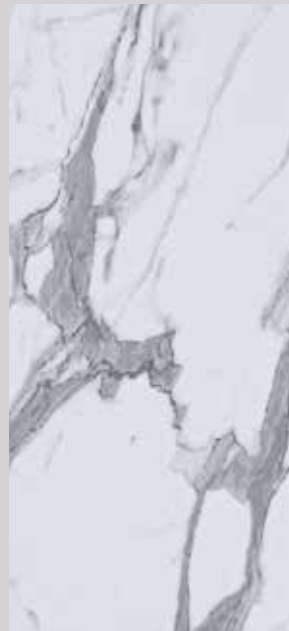


Statuario  
GSC 5574

M



Statuario  
HGA 5574



Statuario  
PJP 5574

N



□

□

□

□□

PATTERNS

a



Visconti  
PAT 5583



b



Visconti  
HGP 5583



c



Visconti  
PJP 5583



Crème Marquina  
HGP 5571



Grey Marquina  
HGP 5572



Tanned Marquina  
HGP 5573



Azores  
PAT 5586



Azores  
HGP 5586



Athena  
PAT 5584



a



Manitoba  
PAT 5596

N



b




Black Marbella  
PAT 5590

N



PATTERNS



Black Marbella  
HGP 5590

N



Black Marmor  
GSC 5575

M



Black Marmor  
HGA 5575



# Tactile

Time to unleash your creativity with a highly tactile finishing such as exotic leathers and rough-hewn concrete.

a



Moon Stone  
SJP 133



b



Pearl Grey  
SJP 275




c




Moon Stone  
SFN 133



Pearl Grey  
SFN 275




Maroon  
SFN 201



Dark Grey  
SFN 261




Black  
SFN 401



Wool  
GSH 107



Black  
GSH 401



Black  
GST 401



# Metals & Pearlescents

Whether you opt for brushed metal or speckled pearl, this collection of laminates leaves a lasting impression that shimmers and shines.

PATTERNS

a



Shell  
GPA 946



b



Shell  
GPG 946



c



Glisten  
HGA 930



Meta Silver  
GPA 923  
MLE



Pearlescent Grey  
GPA 936



Silver Foil  
GEM 9001




Gold Foil  
GEM 9002



Bronze Foil  
GEM 9003



Steel Foil  
GEM 9009



Copper Foil  
GEM 9006



□

□

□

□

□□





# Woods

WOODS

03

---





## Crown

Tangential cuts along the growth rings of the log produce crown cut woodgrain with a pattern that is characterised by straight grains intermixed with cathedrals.


Looks of crowns and knots are bold and distinctive, giving a unique character to the woodgrain.



## Partial Crown

Similar to crown design, it is cut vertically in the middle along with the ripple, leaving only half of the length within crown rings.


is a woodgrain that has retained its natural look, with less complexity.



## Straight

For those desiring simpler, clean design, straight woodgrains are the simplest however.

slight wave, adding some variety to the pure wood design that come with no knots or crown.




## Horizontal

Play with directions and have your woodgrains run horizontally on horizontal pieces, drawing the eye down to highlight width, and at the same time avoiding joint lines on long vertical pieces.


# Panel

The modular design gives a clean, stylish look across interior, amazing as a wall cover and equally stunning as a feature.

a



Arcana Pearl  
CWE 5095



Arcana Brown  
CWE 5096



Arcana Grey  
CWE 5097



# Light

Clean lines and neutral colours set the stage for minimalist spaces that encourage quiet contemplation.

WOODS

a



Wool  
WBR 107

C



b




Hiland Pine  
GWR 682

S



c



Dandy Wood  
Taupe  
WVB 5377



d



Alaskan  
CDZ 5409

S



e



Glacier  
WSN 5416

S



□



Bianca  
Roselba  
WSN 5423

S



Silver Gum  
WBR 5429

S



Bisco i  
WVB 5328

P



Sulphur  
Spring  
GWC 5026

S



White Larch  
GWC 5007

D P



□



Oslo  
GWK 5391

N P



Oslo  
GWE 5391

N P



Oslo  
WAR 5391

N P



Argent Elm  
WSN 5401

P



White Ash  
WVB 5310

P




□




Sweet  
Almond  
WBR 5431

P



Savanna  
Beige  
WVB 5447

P



Munich  
Acacia  
GWK 774

P



Lucent Elm  
WVB 5079

M P



Pure Ash  
WVB 9610

S




□

□□

## Grey

Subtle to elegant, grey woods have been making a statement in interior surfacing for the last few years. Used alone or paired with any other color tone, these are the designers most favourite.

a




Cinza Ash  
WVB 5445

P



b



Noce Ravenna  
WVB 5446

P



c



Kosher Wenge  
WVB 9618

M S



d



Limewashed Ash  
CDZ 5426

S



□

□



Sicilian Oak  
CDZ 5405

P




Grey Magic  
WSN 5372

C



Italian Beech  
WVB 5332

P



Construct Oak  
CTL 5432

S




□




Innate Ash  
WVB 9611

M L S




Appease Elm  
WVB 9603

S



Livid Teak  
WVB 9605

M P



Oakwood Grise  
TRC 5439

S



□



Aspen Oak  
WAR 5373

C



a



Autumn Elm  
WSN 5420

C



b



Jakarta Teak  
GWC 778

P



c



Jakarta Teak  
GWK 778

P



WOODS



Antique Oak  
GWK 793

S



Sublime Oak  
WVB 5421

P




Avignon Grey  
CDZ 5422

S



Habitat  
WSN 5417

S



Dandy Wood Anthracite  
WAT 5378



Chelsea Chestnut Anthracite  
TRC 5383

P



Savanna Brown  
WVB 5448

P



Peruvian Walnut  
WVB 5451

C



# Dark

Sensual and stylish, these duskiest shades of wood can highlight the edginess and contrasts of the surrounding areas.

a



Milwaukee Walnut  
GWC 791

D S



b



Wenge  
GWC 731

D S



c



Real Ebony  
GWD 788

S



Rich Walnut  
GWD 766

D P




Umber Oak  
GWB 5050

D S




Teak Ebony  
WVB 9609

S



Makassar Wood  
GWR 782

S




Makassar Wood  
GWD 782

S



Midnight Acacia  
WVB 5331

M L S



Black Forest  
TRC 5380

P



Black  
TRC 401

P



Black  
WBR 401

C





# Honey

The rich and robust colours of these statement-making finishes will bring warmth and gravitas to any space.

a



Oak  
GWA 738  
M L E S




b



Eclipse Ash  
WAR 5346  
P



c



Chelsea  
Chestnut  
Natural  
TRC 5381  
P



d



Louisiana  
Oak  
CTL 5082  
S




e



Louisiana  
Oak  
GWE 5082  
M S




Cozy Walnut  
TRC 5435  
S




Modern Oak  
GWE 5392  
N C



Steamed  
Bouchle  
WVB 5338  
P




Charleston  
GWE 5393  
N P




Nordic  
Walnut  
WVB 5333  
C




Silvi Teak  
TRC 5443  
S




Urban Oak  
GWE 5395  
N C



Urban Oak  
WAR 5395  
N C



Blonde  
Wood  
WSN 5347  
S



Sherwood  
Oak  
WAR 5348  
P




Philippine  
Teak  
GWC 5003  
D M L E S




Philippine  
Teak  
GWK 5003  
S



Plush  
Anegre  
GWK 5039  
S



Native Teak  
WVB 5441  
S



Pure Elm  
WVB 5080  
P



WOODS


a



Toasted Walnut  
WVB 5425  
M P



b



Saturno Walnut  
TRC 5375  
C



c



Canyon Walnut  
WVB 5334  
C



d



Refresh Oak  
WVB 5427  
M L P



e



Siber Elm  
CDZ 5454  
N S



□




Trusted Oak  
WVB 5428  
P




Xyloid Teak  
WVB 9606  
S



Austin Walnut  
WVB 5349  
F



California Ash  
WVB 5311  
P



Buen Walnut  
WVB 5326  
C



□




Chelsea Chestnut Brown  
TRC 5382  
P




Snu Elm  
WVB 5081  
M P



Walnut Supreme  
WVB 9623  
S



Santiago Oak Light  
WVB 5452  
C



Santiago Oak Brown  
WVB 5453  
C



□




Neoteric Oak  
WVB 5077  
P




Noce Dolceza  
WVB 5449  
C



Antique Walnut  
WVB 5450  
C



Cured Ash  
WVB 5312  
P



Ideal Oak  
WVB 5433  
S





# Brunette

Embrace the versatile nature of classic wood finishes and traditional tones, and the myriad of ways they can enhance a space.

a



Cherry  
GWC 702



b



Hiland Pine  
GWC 682



c



Swiss Pear  
GWC 685



Thansau Maple  
GWB 5006



Golden Maple  
GWA 683



Douglas Fur  
GWR 770



Douglas Fur  
GWC 770



Crossbre  
GWC 684



Halifax Maple  
GWB 610



European White Elm  
GWC 728



Sumatra Teak  
GWC 777



Java Teak  
GWC 776



a



Red Oak  
GWB 5049

D L S



b



Thai Teak  
GWA 627

S



c



Burma Teak  
GWA 690

S



d



Siam Teak  
GWA 711

D S



□




Nayana Teak  
GWA 606

C



Cherry Seta  
GWA 681

C



Tango Wood  
GWE 5396

N S



Cinder  
WPA 5029

S



□




Urbane Banana  
GWE 5314

N S




Lorraine Walnut  
GWC 5004

M L S



Oak Fissure  
GWE 5309

N C



American Walnut  
GWC 608

D C



□




Brooks Walnut  
GWC 5018

D M L E S




Cinder  
GWC 5029

S



Buoyant Teak  
WVB 9607

S



Café Prune  
GWE 5055

P



□

□□

WOODS

a



Cardi Elm  
SY1 5351

c



b



Rovigo Elm  
SY1 5352

c



□



Rosenheim Elm  
SY1 5353

c




Leon Ash  
SY2 5354

P



## Synchro

A uniquely textured laminate, where the texture runs exactly as per the design with the  nest details.

□



Valencia Ash  
SY2 5355

P



Toledo Ash  
SY2 5356

P



□□

a



Grigio Horizonte  
WVB 5519




b



Hampshire Oak  
WVB 5520



Samara Oak  
WPP 5524



Samara Oak  
CWE 5524



## Horizontals

Give a little twist to your furniture. Rotate the design. Here are a set of designs with the grains running horizontally from end to end.



White Teak  
GWE 5527



Sabah Teak  
GWE 5528



## Distress

Whether it's salvaged from the sea or weathered by the environment, these distressed wood finishes are brimming with personality.

a



Lido Pine  
TRC 5384

s



b



Cabana Wood  
WVB 5371



c



Oak Radiance  
WVB 5316

c



Honey Ash  
WBR 5430

f



Banana Wood  
CWE 5313

h



Banana Wood  
WVB 5313




Ruptured Oak  
WVB 5307

c



Ri Oak  
WVB 5308

c




Co age Oak  
WVB 5374

c



Liro Sap  
WVB 5343

c



Texas Rodeo  
CWK 5376

c





APPROVED, ACCREDITED  
AND AWARDED

The quality of GREENLAM® laminates is acknowledged by authorities to conform to recognised high quality standards. We are proud to present the results here.

TECHNICAL SPECIFICATIONS

LD3-2005	Physical Properties	NEMA Requirement	Greenlam Value
	Thickness	0.8mm (VGS)	0.8mm (VGS)
	Thickness tolerance	+/- 0.1	+/- 0.1
3.3	Light Resistance (Xenon Arc)		
3.4	Resistance to Staining Cleanability Stain 1 to 10 Stain 11 to 15	Sum of Score (20 Max)	9
3.5	Boiling Water Resistance		
3.6.3	High Temperature Resistance		
3.7.2	Linear Glass Scratch Resistance	<20 / 50 / 100 / 200	<200
3.7.3	Diamond Scratch Resistance	1 / 2 / 3 / 4 / 5	3
3.8	Ball Impact Resistance	500mm	700mm
3.9	Dart Impact Resistance	200mm	700mm
3.10.2	Radiant Heat Resistance (Coil)	80 sec	188 sec
3.10.3	Radiant Heat Resistance (Strip)	80 sec	143 sec
3.11	Dimensional Change (Machine Direction)	0.70% (Max)	0.45%
	Dimensional Change (Cross Direction)	1.20% (Max)	0.72%
	Dimensional Stability (MD)	0.60% (Max)	0.31%
	Dimensional Stability (CD)	1.10% (Max)	0.41%
3.12	Wear Resistance	400 cycles (min)	>750
3.13			

- the requirements of NEMA LD3-2005.
- GREENLAM® Laminates also meet ISO 4586-1-1991 , BSEN 438 - 2 : 2005 & IS 2046 - 1995 standards.
- Laminates featured in this catalogue are available in size 1220mm x 2440mm x 0.8mm , unless otherwise stated.
- For any other sizes, please check with our team for more information.
- GREENLAM®

#### HEADQUARTERS

Greenlam Industries Ltd  
2nd Floor, West Wing, Worldmark 1,  
Aerocity IGI Airport Hospitality  
New Delhi, India, - 110 037

#### REGIONAL HEAD OFFICE

11, Sungei Kadut  
Crescent Singapore  
728683

#### GLOBAL OFFICES

Americas, UK, Europe (including  
Poland, Switzerland, Italy), Russia.

T (65) 6365 9138  
F (65) 6369 0828

REGIONAL OFFICES  
Info.sg@greenlam.com  
Malaysia, Indonesia, Thailand,  
Philippines, Vietnam, Myanmar,  
Australia, New Zealand, Hong Kong

#### LIMITED WARRANTY

the original Buyer that GREENLAM® High Pressure Laminates will be free of defects, under normal, proper and intended usage. within year from date of sale to the original Buyer.

Buyer's remedy in case of claims, as a result of defective High Pressure Laminates, shall be limited to only the replacement of High Pressure Laminates by GREENLAM®.

#### TRADEMARKS

GREENLAM®, the GREENLAM® logo and Safeguard™ Plus are registered trademarks of Greenlam Industries Ltd or its subsidiaries.

#### CHANGE OF SPECIFICATION

time without prior notice, It is recommended that you request

---

Maintaining the luminous shine and looks of GREENLAM® laminates is easy. Just follow these simple methods for optimal durability of the laminates:

---

CLEANING  
PROCESS



A damp cloth or sponge is all you need. You can also use a mild soap or detergent to clean the surface.



easily removed using a mild household cleaner or detergent.



exerting too much force may damage the decorative surface, especially

---

PRECAUTION



Oven or drain cleaners will etch and discolour the decorative surface. If the product spills, remove immediately, rinse and wipe dry.



Protect the surface from the heat generating appliances by using a trivet or insulated pad. Prolonged exposure to high temperature may result in separation of the laminate from the substrate.



Never use knives or other sharp objects directly on a decorative surface.



Be careful not to drop heavy objects or hammer directly on the surface. Even though high-pressure decorative laminates have excellent impact resistance, chipping or cracking may occur as a result.

S/NOPre	xDesign No.	Design Name	New	Page	Row	Col	S/NOPre	xDesign No.	Design Name	New	Page	Row	Col		
1	GSA	101	White	67	1	a	44	SAT	201	Maroon		64	2	b	
2	MG	101	White	59	1	a	45	SFN	201	Maroon	NEW	80	2	c	
3	SAT	101	White Wool	64	3	a	46	GSA	203	Red		66	1	f	
4	GSB	107	Wool Wool	67	1	d	47	GSB	204	Red Dynasty		66	1	e	
5	GSH	107	Wool Wool	80	4	a	48	GSC	205	Brick	NEW	67	3	e	
6	HGA	107	Absolute	63	1	b	49	GSC	207	Divine Yellow		66	1	b	
7	SGB	107	White	63	3	b	50	GSC	213	Orange		66	1	d	
8	WB	107	Absolute	87	1	a	51	GSC	217	Light Orange		66	1	c	
9	R	108	White	67	1	c	52	GSC	229	Yellow	NEW	66	1	a	
10	GSC	108	Absolute	63	1	a	53	GSC	230	Cream Yellow		65	3	e	
11	HGA	108	White	60	1	a	54	GSC	243	Sea Green	NE	65	2	c	
12	PCB	108	Absolute	60	1	b	55	SAT	244	Green Pepper	W	64	1	a	
13	PCS	108	White	64	3	b	56	GSC	244	Green Pepper	NE	66	3	d	
14	SAT	108	Absolute	63	3	a	57	SAT	245	Dark Green	W	64	4	f	
15	SGB	111	White	67	1	b	58	GSC	245	Dark Green	NE	66	3	c	
16	GSB	113	Absolute	67	1	e	59	GSC	246	Pista	W	65	1	d	
17	GSB	121	White	65	3	d	60	GSC	247	Dutch Green	NE	65	2	d	
18	GSA	124	Designer	67	1	f	61	GSC	248	Leaf Green	W	65	1	c	
19	GSC	125	White	67	2	a	62	GSC	250	Grass Green	NEW	66	3	b	
20	GSB	132	Frosty	67	2	g	63	GSB	259	Lime	NE	66	3	a	
21	GSC	132	White Ivory	63	2	a	64	GSC	260	Aqua Green	W	66	2	a	
22	HGA	132	Mysore	64	4	b	65	CG	261	Dark Grey		59	1	b	
23	SAT	133	Ivory Sand	67	2	b	66	GSC	261	Dark Grey		66	4	f	
24	GSC	133	Cyclone	80	2	a	67	SFN	261	Dark Grey		80	3	a	
25	SFN	133	Cyclone	NE	80	1	a	68	GSA	262	Grey	NEW	66	4	b
26	SJP	134	Cyclone	W	67	3	b	69	GSC	265	Grey Sand		67	2	f
27	GSC	138	Moon Stone	NE	64	1	c	70	SAT	265	Grey Sand		64	3	e
28	SAT	141	Moon Stone	W	67	3	c	71	GSC	266	Ash Grey		66	4	e
29	GSB	145	Moon Stone		67	3	d	72	SAT	266	Ash Grey		64	3	f
30	GSC	146	Mud Ash		67	3	a	73	GSB	267	Bluish Grey		67	4	c
31	GSC	148	Terracota		67	2	c	74	GSB	268	Dust		66	4	c
32	GSC	152	Beige		67	1	g	75	GSC	269	Smog		67	4	e
33	GSB	163	Doeskin		67	2	d	76	SAT	269	Smog		64	3	g
34	GSC	168	Oatmeal		65	4	d	77	GSB	270	Silver Grey		67	4	b
35	GSC	169	Tidal Sand		65	4	a	78	SAT	270	Silver Grey		64	3	d
36	GSC	171	Almond Bay		65	4	c	79	GSA	271	Light Grey		66	4	a
37	GSC	172	Pink Rose		65	4	e	80	SAT	271	Light Grey		64	3	c
38	GSC	172	Pink		64	4	a	81	SAT	272	Cloud		64	4	c
39	SAT	174	Almond		65	4	b	82	GSC	272	Cloud		67	4	d
40	GSC	181	Pink Light		67	3	f	83	GSC	273	Sky Grey	NE	65	3	a
41	GSB	181	Pink Light	NEW	64	4	g	84	GSC	274	Pine Nut	W	67	4	f
42	SAT	182	Pink		64	1	b	85	HGA	274	Pine Nut	NE	63	2	b
43	SAT	182	Powder		67	3	g	86	SAT	274	Pine Nut	W	64	3	h
	GSC		Pink	NE											
			Chocolate	W											
			Chocolate	NE											
			Bark Bark	W											

INDEX

S/NOPre	xDesign No.	Design Name	New	Page	Row	Col	S/NOPre	xDesign No.	Design Name	New	Page	Row	Col
87	GSA 275	Pearl Grey		67	4	a	130	GWB <del>GWA</del>	Halifax Maple		94	3	c
88	SFN 275	Pearl Grey	NE	80	2	b	131	GWA <del>GWA</del>	Thai Teak		95	1	b
89	SJP 275	Pearl Grey	W	80	1	b	132	GWR <del>GWA</del>	Cherry Seta		95	2	b
90	GSC 276	Pebble	NE	67	2	e	133	GWC <del>GWA</del>	Hiland Pine		94	1	b
91	GSC 277	Charcoal	W	66	3	f	134	GWA <del>GWA</del>	Hiland Pine		87	1	b
92	HGA 277	Charcoal		63	2	c	135	702 683	Golden Maple		94	2	b
93	SAT 277	Charcoal		64	4	h	136	684	Cross re		94	3	b
94	GSC 282	Light Blue		65	2	b	137	685	Swiss Pear		94	1	c
95	GSB 283	Sky Blue		66	2	d	138	690	Burma Teak		95	1	c
96	GSC 284	Ozone		65	2	a	139		Cherry		94	1	a
97	GSC 286	Lagoon		65	3	c	140	GWA 711	Siam Teak		95	1	d
98	GSC 291	Electric Blue		66	2	f	141	GWC 72	European White Elm		94	4	a
99	GSC 292	Celestial Blue		66	2	e	142	GWC 731	Wenge		90	1	b
100	GSC 294	Storm		65	3	b	143		Oak		91	1	a
101	SAT 296	Fog	NE	64	4	e	144	GWA <del>GWA</del>	Rich Walnut		90	2	a
102	GSC 296	Fog	W	65	1	a	145	GWC <del>GWA</del>	Douglas Fur		94	3	a
103	GSC 297	Blue Galaxy	NE	66	3	e	146	GWK <del>GWA</del>	Douglas Fur		94	2	c
104	SAT 297	Blue Galaxy	W	64	2	c	147	GWC <del>GWA</del>	Munich Acacia		87	4	c
105	GSC 300	Robin Blue		66	2	g	148	GWK <del>GWA</del>	Java Teak		94	4	c
106	CG 354	Army Green		59	2	b	149	GWR <del>GWA</del>	Sumatra Teak		94	4	b
107	GSC 362	Niagara		66	2	c	150	GWC <del>GWA</del>	Jakarta Teak		89	1	b
108	SAT 364	Emerald		64	2	a	151	GPA <del>GWA</del>	Jakarta Teak		89	1	c
109	CG 401	Black		59	3	b	152	GPA <del>GWA</del>	Makassar Wood		90	3	b
110	GSA 401	Black		66	3	g	153	GPA <del>GWA</del>	Makassar Wood		90	3	a
111	GSH 401	Black		80	4	b	154	GWC <del>GWA</del>	Real Ebony		90	1	c
112	GST 401	Black		80	4	c	155	GWC <del>GWA</del>	Milwakee Walnut		90	1	a
113	HGA 401	Black		63	1	c	156	GWC <del>GWA</del>	Antique Oak		89	2	a
114	PCB 401	Black		60	1	c	157	GWC <del>GWA</del>	Meta Silver		81	2	a
115	PCS 401	Black		60	1	d	158	5029 923	Glisten		81	1	c
116	SGB 401	Black		63	3	c	159	930	Pearlescent Grey		81	2	b
117	TRC 401	Black		90	4	b	160	936	Armour Taupe		73	3	b
118	WBR 401	Black		90	4	c	161	938	Shell		81	1	a
119		Black		80	3	b	162	946	Shell		81	1	b
120	SFN 401	Pacific	NEW	66	2	b	163	946	Philippine Teak		91	4	a
121	GSC 463	London Grey		64	4	d	164	5003	Philippine Teak		91	4	b
122	SAT 465	London Grey	NE	66	4	d	165	5003	Lorraine Walnut		95	3	b
123	GSC 465	Dark Cherry	W	66	1	g	166	5004	Thansau Maple		94	2	a
124	GSC 466	Mermaid	NE	65	1	b	167	5006	White Larch		87	2	e
125	GSC 467	Mod Twine	W	73	1	a	168	5007	Brooks Walnut		95	4	a
126	GFT 503	Earthy Elite	NE	73	1	b	169	5018	Sulphur Spring		87	2	d
127	GFT 504	Livid Ecstasy	W	73	1	c	170	5026	Cinder		95	4	b
128	GFT 505	Nayana Teak	NE	95	2	a	171		Cinder		95	2	d
129	GWA 606	American Walnut	W	95	3	d	172		Plush Anegre		91	4	c
	GWC 608							WPA 5029					
								GW 5039					
								K					

S/NOPre	xDesign No.	Design Name	New	Page	Row	Col
173	GWB 5049	Red Oak		95	1	a
174	GWB 5050	Umber Oak		90	2	b
175	GWE 5055	Café Prune		95	4	d
176	WVB 5077	Neoteric Oak		92	4	a
177	WVB 5079	Lucent Elm		87	4	d
178	WVB 5080	Pure Elm		91	4	e
179	WVB 5081	Snu Elm		92	3	b
180	CTL 5082	Louisiana Oak		91	1	d
181	GWE 5082	Louisiana Oak		91	1	e
182	GWE 5095	Arcana Pearl	NE	86	1	a
183	GWE 5096	Arcana Brown	W	86	2	a
184	GWE 5097	Arcana Grey	NE	86	3	a
185	WVB 5307	Ruptured Oak	W	98	3	a
186	WVB 5308	Ri Oak	NE	98	3	b
187	GWE 5309	Oak Fissure	W	95	3	c
188	WVB 5310	White Ash	NEW	87	3	e
189	WVB 5311	California Ash		92	2	d
190	WVB 5312	Cured Ash		92	4	d
191	WVB 5313	Banana Wood		98	2	c
192	GWE 5313	Banana Wood		98	2	b
193	GWE 5314	Urbane Banana	NE	95	3	a
194	WVB 5316	Oak Radiance	W	98	1	c
195	WVB 5326	Buen Walnut	NE	92	2	e
196	WVB 5328	Bisco i	W	87	2	c
197	WVB 5331	Midnight Acacia		90	3	c
198	WVB 5332	Italian Beech		88	2	c
199	WVB 5333	Nordic Walnut		91	2	e
200	WVB 5334	Canyon Walnut		92	1	c
201	WVB 5338	Steamed Bouchle		91	2	c
202	WVB 5343	Liro Sap		98	4	a
203	WAR 5346	Eclipse Ash		91	1	b
204	WSN 5347	Blonde Wood		91	3	d
205	WAR 5348	Sherwood Oak		91	3	e
206	WAR 5349	Austin Walnut		92	2	c
207	SY1 5351	Cardi Elm		96	1	a
208	SY1 5352	Rovigo Elm		96	1	b
209	SY1 5353	Rosenheim Elm		96	2	a
210	SY2 5354	Leon Ash		96	2	b
211	SY2 5355	Valencia Ash		96	3	a
212	SY2 5356	Toledo Ash		96	3	b
213	WVB 5371	Cabana Wood		98	1	b
214	WSN 5372	Grey Magic		88	2	b
215	WAR 5373	Aspen Oak		88	4	a
216	WVB 5374	Co age Oak		98	3	c

S/NOPre	xDesign No.	Design Name	New	Page	Row	Col
217	TRC 5375	Saturno Walnut		92	1	b
218	GW 5376	Texas Rodeo		98	4	b
219	K 5377	Dandy Wood Taupe		87	1	c
220	WV 5378	Dandy Wood Anthracite		89	3	b
221	B 5380	Black Forest		90	4	a
222	WAT 5381	Chelsea Chestnut Natural		91	1	c
223	TRC 5382	Chelsea Chestnut Brown		92	3	a
224	TRC 5383	Chelsea Chestnut Anthracite		89	3	c
225	TRC 5384	Lido Pine		98	1	a
226	TRC 5391	Oslo	NE	87	3	a
227	TRC 5391	Oslo	W	87	3	b
228	GW 5391	Oslo	NE	87	3	c
229	K 5392	Modern Oak	W	91	2	b
230	GW 5393	Charleston	NE	91	2	d
231	E 5395	Urban Oak	W	91	3	b
232	WA 5395	Urban Oak	NE	91	3	c
233	R 5396	Tango Wood	W	95	2	c
234	GW 5401	Argent Elm	NE	87	3	d
235	E 5405	Sicilian Oak	W	88	2	a
236	GW 5409	Alaskan	NE	87	1	d
237	E 5416	Glacier	W	87	1	e
238	GW 5417	Habitat	NE	89	3	a
239	E 5420	Autumn Elm	W	89	1	a
240	WA 5421	Sublime Oak	NE	89	2	b
241	R 5422	Avignon Grey		89	2	c
242	GW 5423	Bianca Roselba		87	2	a
243	E 5425	Toasted Walnut		92	1	a
244	WS 5426	Limewashed Ash		88	1	d
245	N 5427	Refresh Oak		92	1	d
246	CDZ 5428	Trusted Oak		92	2	a
247	CDZ 5429	Silver Gum		87	2	b
248	WS 5430	Honey Ash		98	2	a
249	N 5431	Sweet Almond		87	4	a
250	WS 5432	Construct Oak		88	2	d
251	N 5433	Ideal Oak		92	4	e
252	WS 5435	Cozy Walnut		91	2	a
253	N 5439	Oakwood Grise		88	3	d
254	WV 5441	Native Teak		91	4	d
255	B 5443	Silvi Teak		91	3	a
256	CDZ 5445	Cinza Ash		88	1	a
257	WS 5446	Noce Ravenna		88	1	b
258	N 5447	Savanna Beige		87	4	b
259	WV 5448	Savanna Brown		89	4	a
260	B 5450	Antique Walnut		92	4	c

INDEX

CDZ  
WV  
B  
WV

B

INDEX

S/NOPre	xDesign No.	Design Name	New	Page	Row	Col
261	WVB 5451	Peruvian Walnut		89	4	b
262	WVB 5452	Santiago Oak		92	3	d
263	WVB 5453	Light Santiago		92	3	e
264	CDZ 5454	Oak Brown Siber	NEW	92	1	e
265	WVB 5519	Elm Grigio		97	1	a
266	WVB 5520	Horizonte		97	1	b
267	GWE 5524	Hampshire Oak		97	2	b
268	WPP 5524	Samara Oak		97	2	a
269	GWE 5527	Samara Oak		97	3	a
270	GWE 5528	White Teak Sabah		97	3	b
271	PAT 5560	Teak Classic	NE	77	1	a
272	HGP 5560	Marbella Classic	W	77	1	c
273	WVB 5566	Marbella Clear	NE	73	2	a
274	WVB 5567	Mesh Grey Mesh	W	73	2	c
275	WVB 5568	Smoky Mesh		73	3	c
276	WVB 5569	Earthen Mesh		73	2	b
277	HGP 5571	Crème Marquina		78	2	a
278	HGP 5572	Grey Marquina		78	2	b
279	HGP 5573	Tanned Marquina		78	2	c
280	GSC 5574	Statuario		77	3	a
281	HGA 5574	Statuario		77	3	b
282	PJP 5574	Statuario Black		77	3	c
283	GSC 5575	Marmor Black	NEW	79	3	b
284	HGA 5575	Marmor		79	4	b
285	GFO 5579	Sandstone Beige		74	1	a
286	GFO 5580	Sandstone Grey		74	1	c
287	PAT 5581	Torino Pearl		74	3	a
288	PJP 5581	Torino Pearl		74	3	b
289	PAT 5582	Torino Grey Torino	NEW	74	3	c
290	PJP 5582	Grey Visconti		74	3	d
291	HGP 5583	Visconti Visconti	NEW	78	1	b
292	PAT 5583	Athena Victoria		78	1	a
293	PJP 5583	White Victoria		78	1	c
294	PAT 5584	White Azores	NEW	78	3	c
295	HGP 5585	Azores Black		77	2	c
296	PAT 5585	Marbella Black		77	2	a
297	HGP 5586	Marbella Scala		78	3	b
298	PAT 5586	Grey Scala Grey		78	3	a
299	PAT 5590	Manitoba		79	1	b
300	HGP 5590	Sanganer Pearl	NE	79	2	b
301	GPB 5595		W	74	2	a
302	PJP 5595		NE	74	2	c
303	PAT 5596		W	79	1	a
304	PAT 5597		NE	75	1	a

S/NOPre	xDesign No.	Design Name	New	Page	Row	Col
305	HGP 5597	Sanganer Pearl	NE	75	1	b
306	PJP 5597	Sanganer Pearl	W	75	1	c
307	HGP 5598	Sanganer Terraco a	NE	75	2	b
308	PAT 5598	Sanganer Terraco a	W	75	2	a
309	PJP 5598	Sanganer Terraco a	NE	75	2	c
310	PVB 5601	Woven Ash Grey	W	73	3	a
311	SIR 5605	Euclid Grey	NE	76	2	a
312	GCN 5610	City Chic	W	76	1	b
313	GCN 5616	Urban Concrete	NE	76	1	a
314	SIR 5618	Ecuador White	W	75	3	a
315	GFO 5854	Copper Taint		76	4	a
316	GFO 5856	Steel Oxid		76	3	a
317	GEM 9001	Silver Foil		81	3	a
318	GEM 9002	Gold Foil		81	3	b
319	GEM 9003	Bronze Foil		81	3	c
320	GEM 9006	Copper Foil		81	4	b
321	GEM 9009	Steel Foil		81	4	a
322	WVB 9603	Appease Elm		88	3	b
323	WVB 9605	Livid Teak		88	3	c
324	WVB 9606	Xyloid Teak		92	2	b
325	WVB 9607	Buoyant Teak		95	4	c
326	WVB 9609	Teak Ebony		90	2	c
327	WVB 9610	Pure Ash		87	4	e
328	WVB 9611	Innate Ash		88	3	a
329	WVB 9618	Kosher Wenge		88	1	c
330	WVB 9623	Walnut Supreme		92	3	c
331	AFX 9851	White X		55	1	a
332	AFX 9852	Eden Grey		55	1	b
333	AFX 9853	Anthracite		55	2	a
334	AFX 9854	Dove		55	3	a
335	AFX 9855	Basalt Grey	NE	56	1	a
336	AFX 9856	Co ee Bean	W	56	1	c
337	AFX 9857	Country Blue	NE	56	2	a
338	AFX 9858	Victorian Violet	W	56	2	c
339	AFX 9859	Sea Weed Green	NE	56	3	a
340	AFX 9860	Twilight Blue	W	56	3	b
341	AFX 9861	Black X	NE	56	3	c
342	AFX 9862	Titan	W	56	3	d



[www.greenlam.sg](http://www.greenlam.sg)